

# Concept Panelboards

An extensive and flexible range of panelboards to suit your various application needs

POWER DISTRIBUTION AND PROTECTION





## Concept range of panelboards

The NHP Concept range of panelboards offers user friendly distribution system. NHP Concept has been reviewed and updated after listening to the latest industry needs to meet the demanding requirements for your power distribution applications from domestic, commercial, industrial through to mining. The Concept range keeps a common and attractive appearance throughout the range.



### Concept One

The essential panelboard

The Concept One is the first board in the Concept range suited for domestic and light commercial applications. Concept One is a panelboard with a core range of standard features. Concept One is a robust compact enclosure designed for those wanting a visually attractive panelboard that fits with the rest of the Concept range. Concept One is stocked nationally as an "off the shelf" panelboard and designed to suit NHP DIN MCBs and RCBOs.



### Concept Plus

The multipurpose panelboard

The Concept Plus range is designed for those wanting an "off the shelf" panelboard that offers a large range of features and options. Concept Plus is a multipurpose panelboard that offers two IP ratings, eight modular sizes, accessory boxes that can be added to extend the height or width of the panelboard as well as many other features. Concept Plus panelboards are available to suit DIN-T MCBs and RCBOs.



### Concept Premier

The premium panelboard

The Concept Premier panelboard range has all the features of Concept Plus, but also includes important additional features such as IP66 rating, 3 point door locking, the option of stainless steel enclosures, a floor mounting plinth etc. Concept Premier also has increased depth to allow for loadbreak handles and locking devices to fit between door and escutcheon. Concept Premier panelboards are available to suit DIN-T MCBs and RCBOs, 125A and 250A MCCB's or combinations thereof. Concept Premier is stocked as an "off the shelf" panelboard.



### Concept Tough

The heavy duty panelboard

The Concept Tough panelboard range is constructed from fully welded 2 mm mild steel or 316 marine grade stainless steel for those extra tough environments. Concept Tough has all the features of Concept Premier plus more including an increase in depth, width and material thickness for extra strength. The increase in depth allows the use of a wider range of padlock/locking facilities on isolators and circuit breakers between the door and the escutcheon. This extra depth also allows larger accessory items to be mounted below the escutcheon such as contactors and change-over switches. The Concept Tough has a vast amount of wiring space and a very generously sized gland-plate due to the extra width.

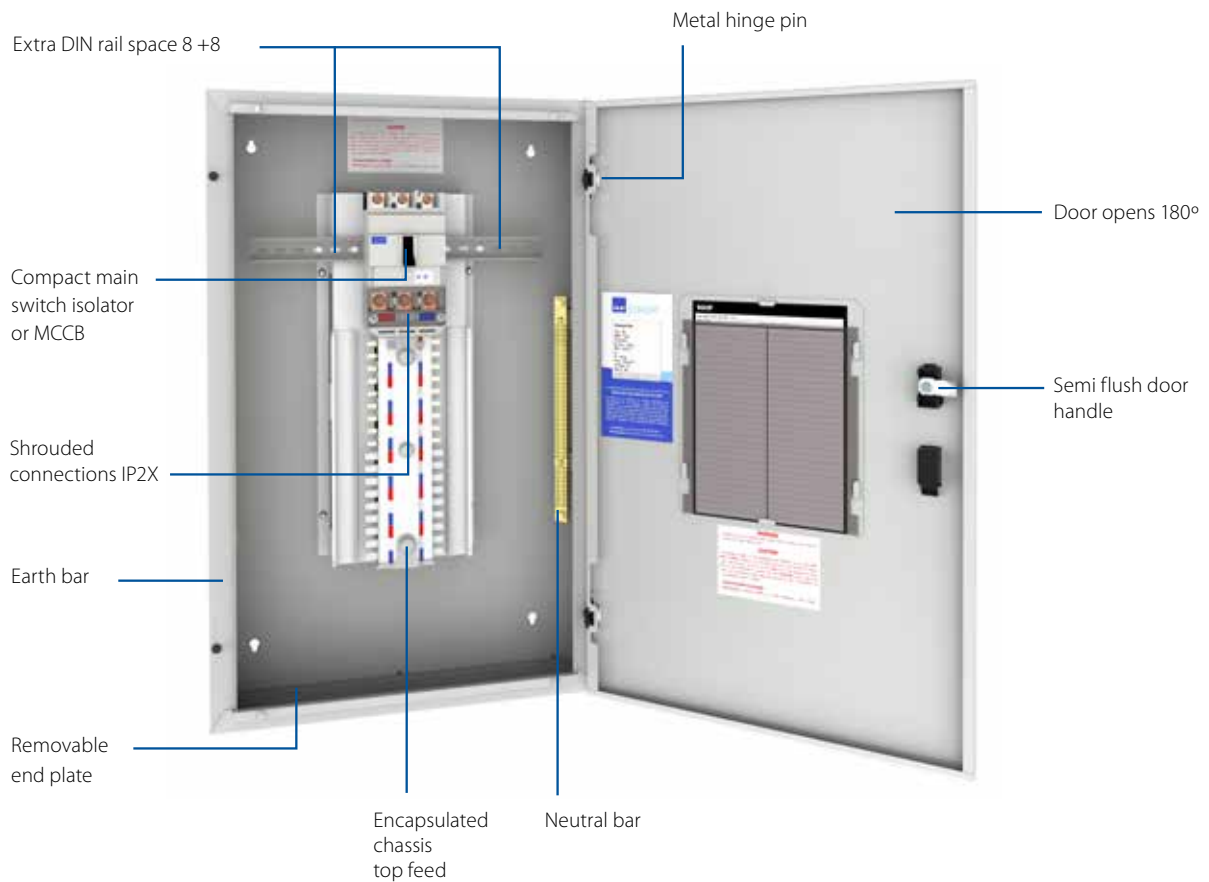
## Concept One

### The essential panelboard - for MOD6 or DIN-T MCBs



Domestic and commercial applications

- Neutral finish with RAL7035 light grey colour to blend into background for commercial applications.
- Gloss white lift off escutcheon that is independent from the door
- Knockouts in the escutcheon for up to 16 modules of extra DIN rail equipment
- 5 enclosure sizes 432mm-1296mm high
- Door hinged right-hand side
- Semi flush door swing handle with various door locking options
- Compact main-switch options 160A or 250A isolator or 100-200A MCCB
- Earth and Neutral bar, circuit identification and schedule cards as standard
- Semi concealed door hinges



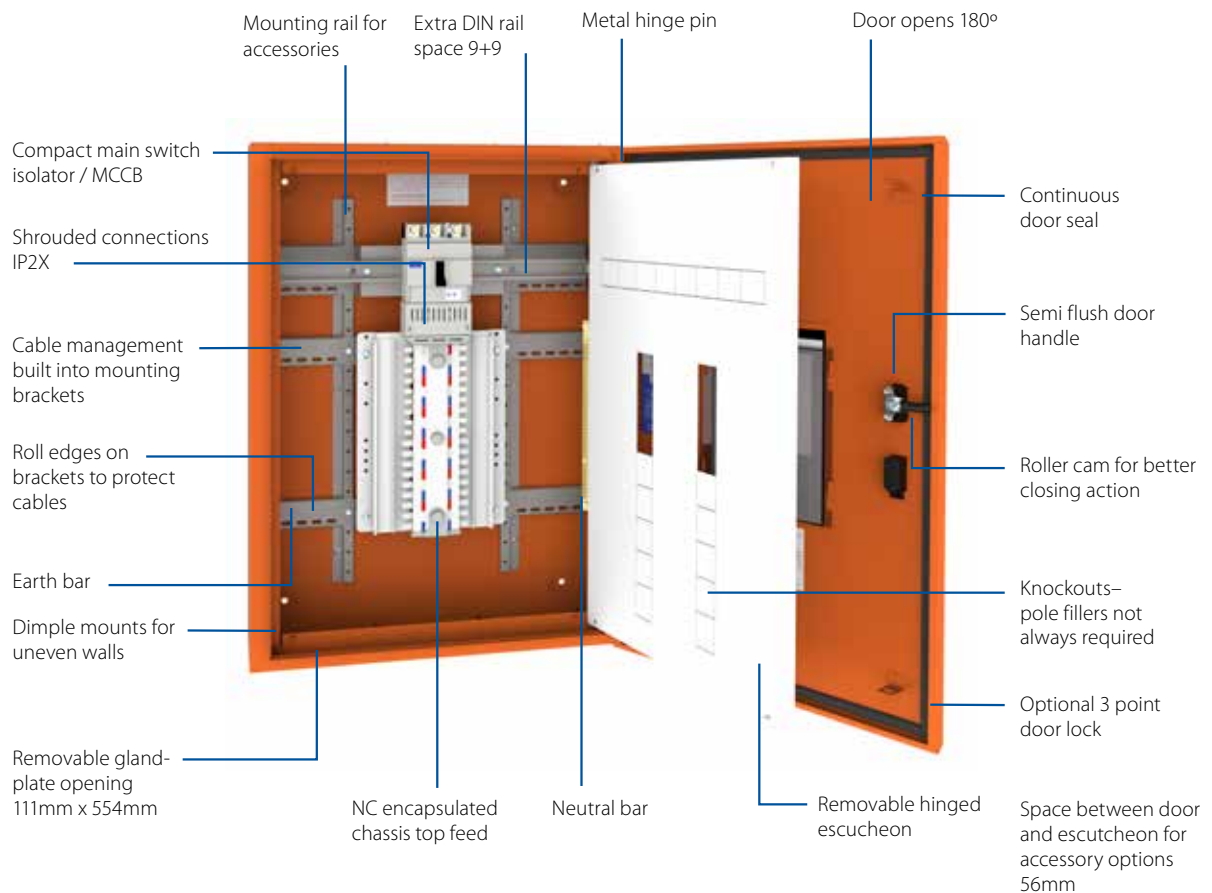
## Concept Plus

### The multipurpose panelboard - for DIN-T MCBs



Commercial and industrial applications

- IP42 rating, optional kit for IP52 rating
- Grey or orange colour options
- 1.6mm fully welded construction
- Gloss white removeable hinged escutcheon that is independent from the door
- Knockouts in the escutcheon for up to 18 modules of extra DIN rail equipment
- 8 modular sizes cover the range from 24-96pole (432mm-1944mm)
- Door hinged right-hand side
- Semi flush door swing handle with various door locking options
- Compact main-switch options 160A or 250A isolator or 100-200A MCCB
- Earth and Neutral bars, circuit identification and schedule cards included as standard
- Semi concealed door hinges





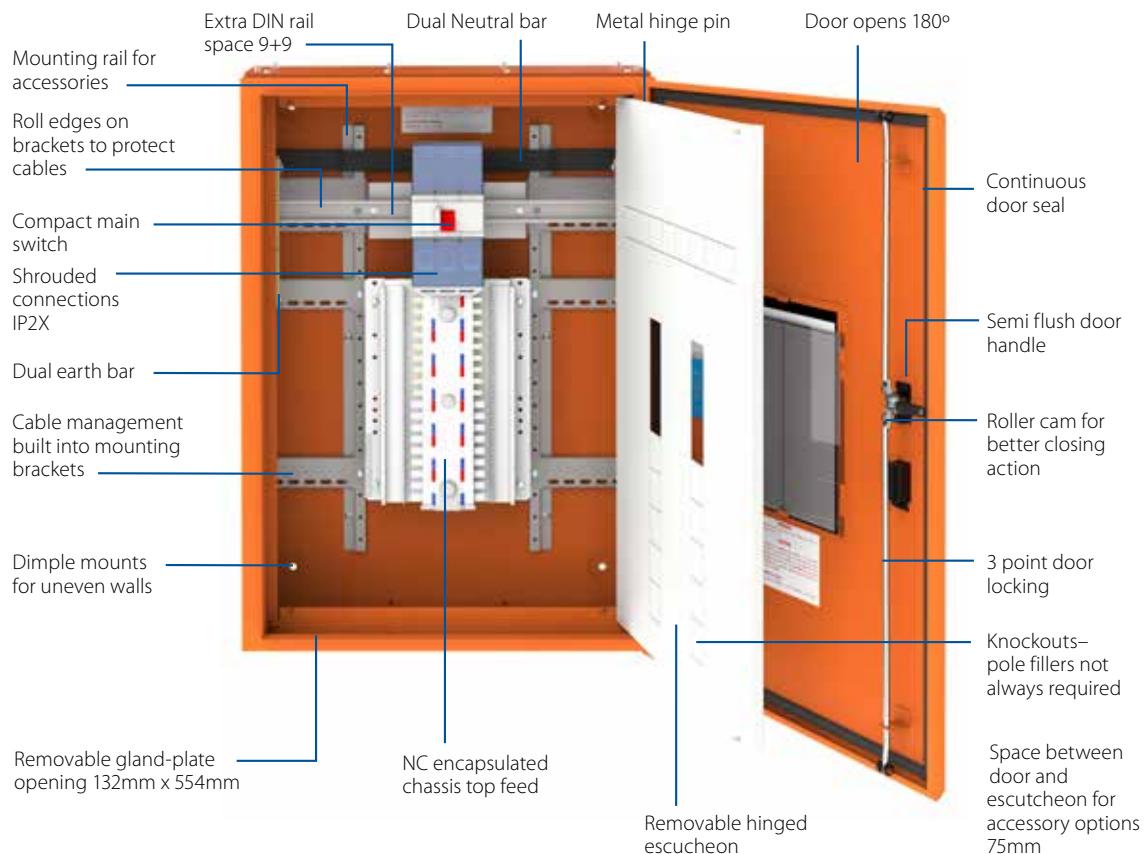
## Concept Premier

### The premium panelboard - for DIN-T MCB and MCCB



Commercial and industrial applications

- IP66 rating
- Grey or orange colour options in mild steel
- Orange or natural finish in stainless steel
- 1.6mm fully welded construction
- Gloss white removable hinged escutcheon that is independent from the door
- Knockouts in the escutcheon for up to 18 modules of extra DIN rail equipment
- 8 modular sizes cover the range from 24-96pole (432mm-1944mm)
- Door hinged right-hand side
- Semi flush door swing handle with various door locking options
- Compact main-switch options 160A or 250A isolator or 100-200A MCCB
- Earth and Neutral bars, circuit identification and schedule cards included as standard
- Dual earth / neutral bars
- Semi concealed door hinges

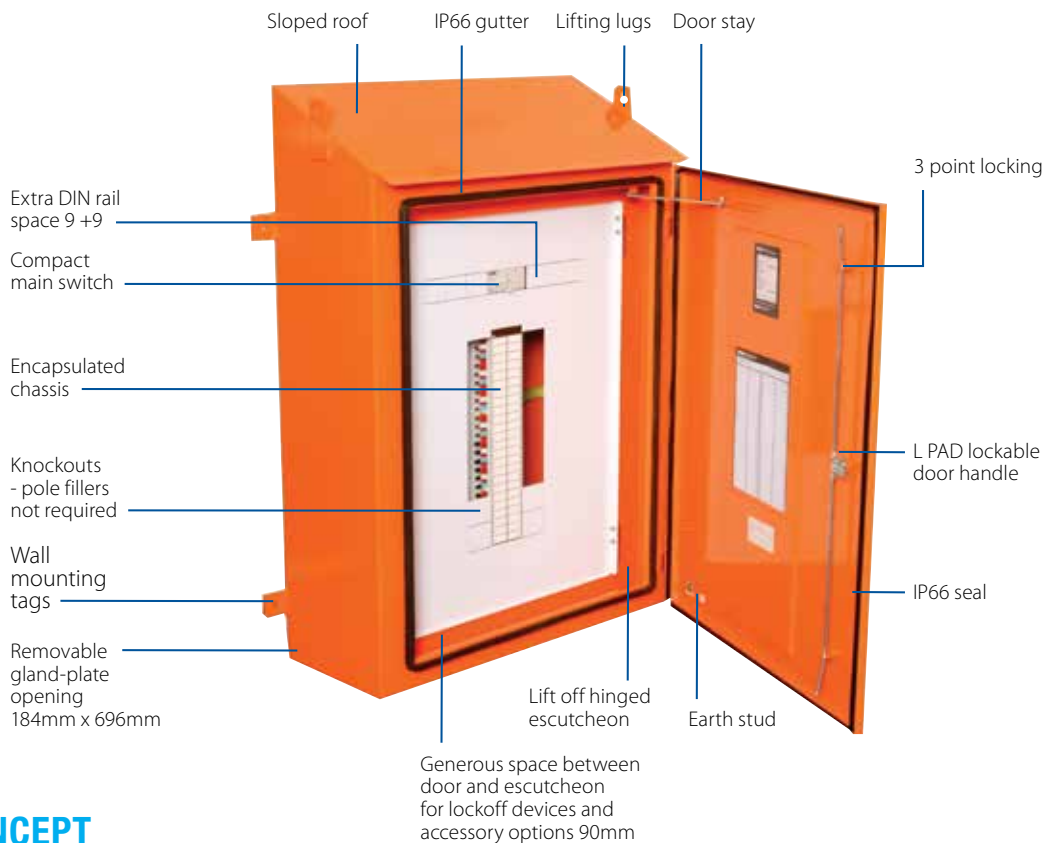


## Concept Tough

### The heavy duty panelboard - for DIN-T MCB and MCCB

Commercial and industrial applications

- IP66 rating
- 2mm fully welded construction
- Available in stainless or mild steel construction
- Gloss white lift-off hinged escutcheon that is independent from the door
- Generous depth between door and escutcheon allow wide range lock-off devices
- Knockouts in the escutcheon for up to 18 modules of extra DIN rail equipment
- 4 modular sizes cover the range from 24-96 pole (500mm-2000mm)
- Door hinged right-hand side
- Pad lockable semi flush door swing handle
- Large gland plates to allow for incoming/outgoing cables
- Compact 250A main-switch
- Mount up to a CA 6-420 contactor behind the escutcheon
- Earth and Neutral bar, circuit identification and schedule cards as standard
- Dual earth / neutral bars
- Semi concealed door hinges
- Available in stainless or mild steel construction



## Panelboard features

Series	Concept One COE	Concept Plus CPL	Concept Premier CPR	Concept Tough CTD
<b>IP rating (option)</b>	IP40	IP42 (IP52)	IP66	IP66
<b>Width</b>	530mm	600mm	600mm	800mm
<b>Depth (including door)</b>	153mm	200mm	240mm	300mm
<b>Mild steel colours</b>	Light grey RAL 7035	N42 Storm grey X15 Orange	N42 Storm grey X15 Orange	X15 Orange
<b>Stainless steel colours</b>	-	-	X15 Orange Natural (No4)	X15 Orange Natural (brushed)
<b>Material mild steel</b>	1mm	1.6mm	1.6mm	2.0mm
<b>316 stainless steel</b>	-	-	1.6mm	2.0mm
<b>MCB type</b>	MOD6/ DIN-T	DIN-T	DIN-T	DIN-T
<b>MCB chassis type</b>	Encapsulated	NC Encapsulated GB-Isolation option	NC Encapsulated GB-Isolation option	NC Encapsulated GB-Isolation option
<b>MCB chassis rating</b>	250A	250A, 400A	250A, 400A	250A, 400A
<b>MCB pole capacity</b>	24-84	24-96	24-96	24-96
<b>Spare horizontal DIN spaces</b>	16	18	18	18
<b>Isolator main switch</b>	160A, 250A	160A, 250A, 400A	160A, 250A, 400A	160A, 250A, 400A
<b>MCCB main switch</b>	160A, 200A	160A, 200A, 300A	160A, 200A, 300A	160A, 200A, 300A
<b>MCCB type (Terasaki)</b>	-	-	125AF, 250AF	125AF, 250AF
<b>MCCB chassis type</b>	-	-	XA, XB	XA, XB
<b>MCCB chassis rating</b>	-	-	630A, 800A	630A, 800A
<b>MCCB pole capacity</b>	-	-	6-72	6-72
<b>Door hinged</b>	RH	RH	RH	RH
<b>Escutcheon hinged</b>	No	Standard	Standard	Standard
<b>White escutcheon</b>	Standard	Standard	Standard	Standard
<b>Door handle</b>	Semi flush swing handle	Semi flush swing handle	Semi flush swing handle	L Handle
<b>3 Point locking</b>	-	Option	Standard	Standard
<b>Door lock CL001</b>	Standard	Standard	Standard	-
<b>Door lock 92268</b>	Option	Option	Option	-
<b>Door lock non-locking</b>	Option	Option	Option	-
<b>PWD lock "E-Lock"</b>	Option	Option	Option	-
<b>Pad lockable</b>	Option	Option	Option	Standard
<b>Special colours</b>	Special order	Special order	Special order	Special order
<b>Rainhood cover</b>	-	-	Option	Standard
<b>Plinth</b>	-	Option	Option	Option
<b>Flush mounting kit</b>	Option	Option	Option	-
<b>Wall mounting brackets</b>	-	Option	Option	Standard
<b>Removable gland-plates</b>	Option	Standard	Standard	Standard
<b>Gland-plates brass/aluminium</b>	-	Option	Option	Aluminium standard

## AUSTRALIA

[nhp.com.au](http://nhp.com.au)

SALES 1300 NHP NHP

[sales@nhp.com.au](mailto:sales@nhp.com.au)

## NEW ZEALAND

[nhp-nz.com](http://nhp-nz.com)

SALES 0800 NHP NHP

[sales@nhp-nz.com](mailto:sales@nhp-nz.com)



**NHP Electrical Engineering Products**

A.B.N. 84 004 304

NCONCEPTDB - 01/18

© Copyright NHP 2018



For more information, scan to download the NHP eCatalogues App offering exclusive video content, catalogues and literature